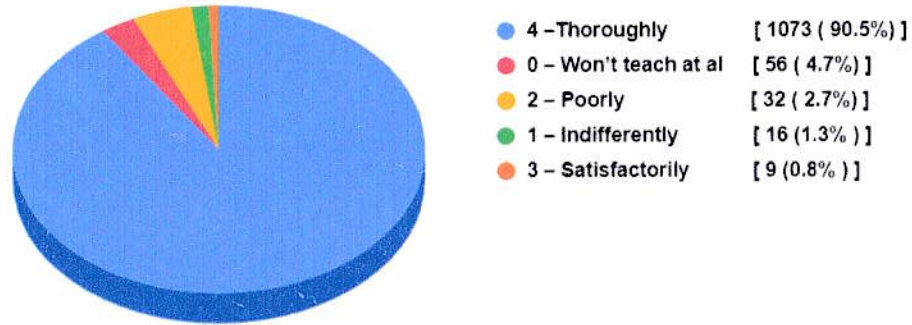


## Student Satisfaction Survey

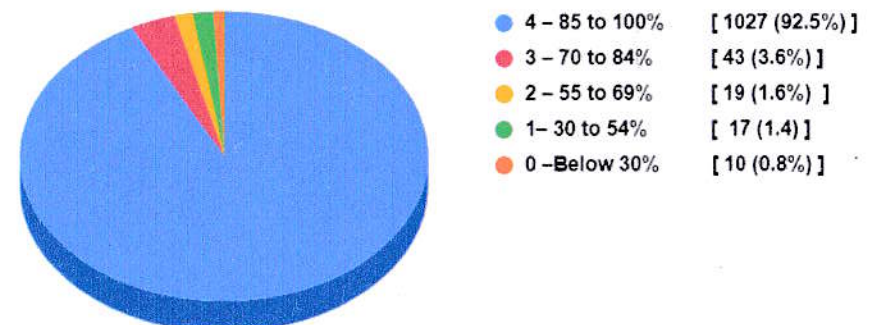
Que 2. How well did the teachers prepare for the classes?



Year 2020-2021

Total Count - 1186

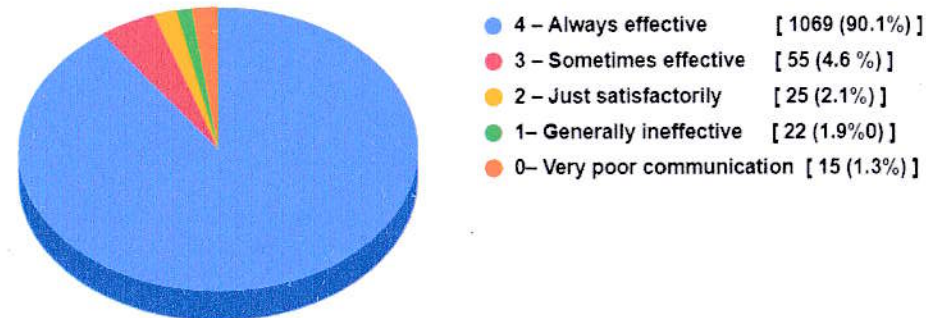
Que 1. How much of the syllabus was covered in the class?



Year 2020-2021

Total Count - 1986

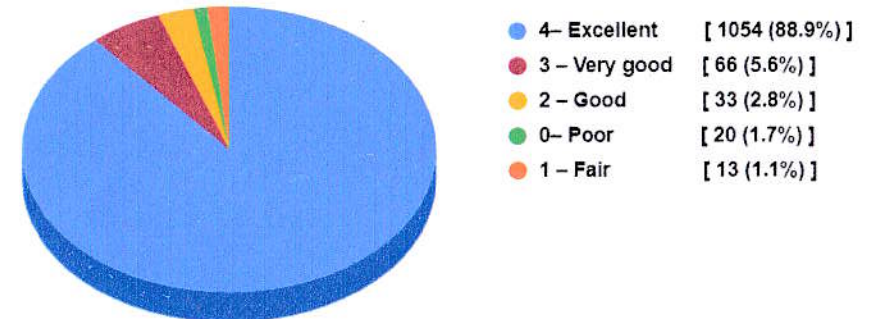
Que 3. How well were the teachers able to communicate?



Year 2020-2021

Total Count - 1186

Que 4. The teacher's approach to teaching can best be described as



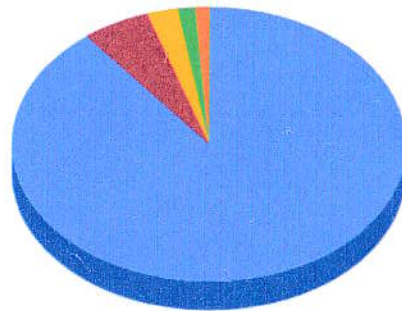
Year 2020-2021

Total Count - 1186

*Son...*  
Principal  
Bharatiya Mahavidyalaya,  
Amravati.

## Student Satisfaction Survey

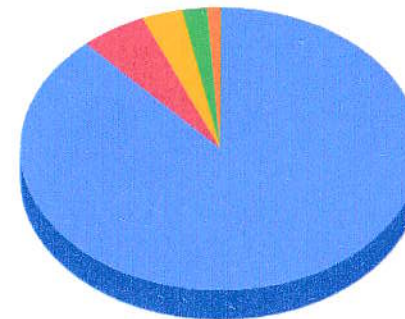
Que 5. Fairness of the internal evaluation process by the teachers.



Year 2020-2021

Total Count - 1186

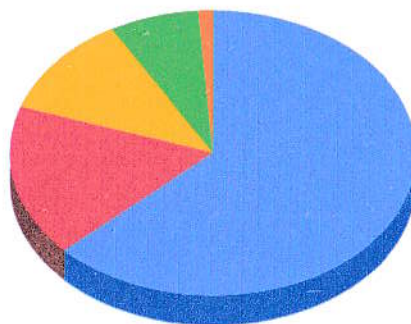
Que 6. Was your performance in assignments discussed with you?



Year 2020-2021

Total Count - 1986

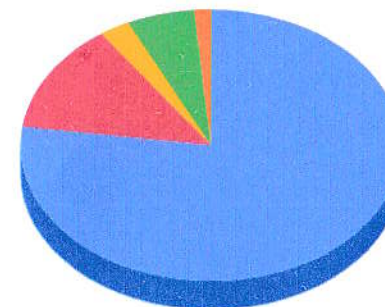
Que 7. The institute takes active interest in promoting internship, student exchange, field visit opportunities for students



Year 2020-2021

Total Count - 1986

Que 8. The teaching and mentoring process in your institution facilitates you in cognitive, social and emotional growth



Year 2020-2021

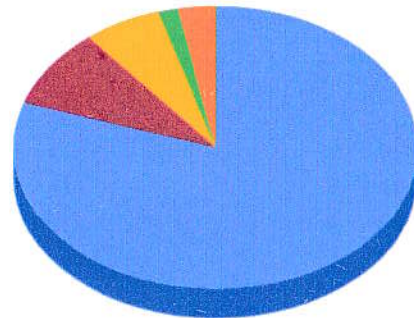
Count - 1986

*[Signature]*  
Principal  
Bharatiya Mahavidyalaya,  
Amravati.



## Student Satisfaction Survey

Que 9. Teachers inform you about your expected competencies, course outcomes and programme outcomes.

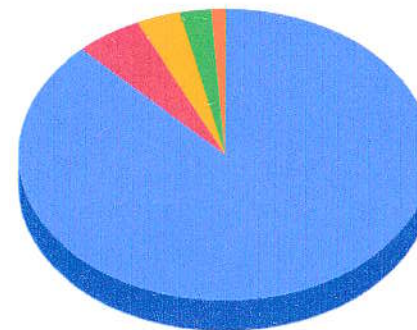


|                            |                 |
|----------------------------|-----------------|
| 4 - Every time             | [ 950 (80.1%) ] |
| 3 - Usually                | [ 107 (9.0%) ]  |
| 2 - Occasionally/Sometimes | [ 74 (6.2%) ]   |
| 1 - Rarely                 | [ 36 (3.0%) ]   |
| 0 - Never                  | [ 19 (1.6%) ]   |

Year 2020-2021

Total Count - 1986

Que 10. The institution provides multiple opportunities to learn and grow

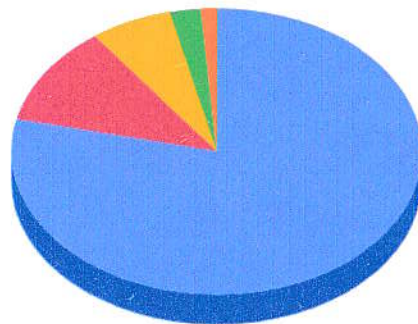


|                       |                  |
|-----------------------|------------------|
| 4 - Strongly agree    | [ 1041 (87.8%) ] |
| 3 - Agree             | [ 62 (5.2%) ]    |
| 1 - Disagree          | [ 41 (3.5%) ]    |
| 2 - Neutral           | [ 31 (2.6%) ]    |
| 0 - Strongly disagree | [ 17 (1.4%) ]    |

Year 2020-2021

Total Count - 1986

Que 11. Your mentor does a necessary follow-up with an assigned task to you

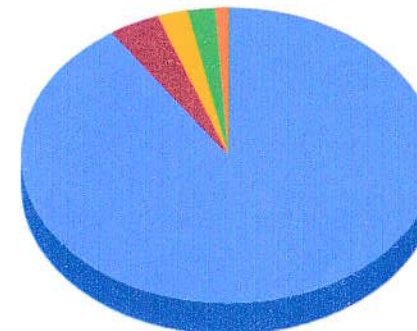


|                            |                 |
|----------------------------|-----------------|
| 4 - Every time             | [ 932 (78.6%) ] |
| 3 - Usually                | [ 133 (11.2%) ] |
| 2 - Occasionally/Sometimes | [ 77 (6.5%) ]   |
| 1 - Rarely                 | [ 29 (2.4%) ]   |
| 0 - I don't have a mentor  | [ 15 (1.3%) ]   |

Year 2020-2021

Total Count - 1986


Que 12. The teachers illustrate the concepts through examples and applications



|                            |                  |
|----------------------------|------------------|
| 4 - Every time             | [ 1073 (90.5%) ] |
| 3 - Usually                | [ 47 (4.0%) ]    |
| 2 - Occasionally/Sometimes | [ 28 (2.4%) ]    |
| 1 - Rarely                 | [ 26 (2.2%) ]    |
| 0 - Never                  | [ 12 (1.0%) ]    |

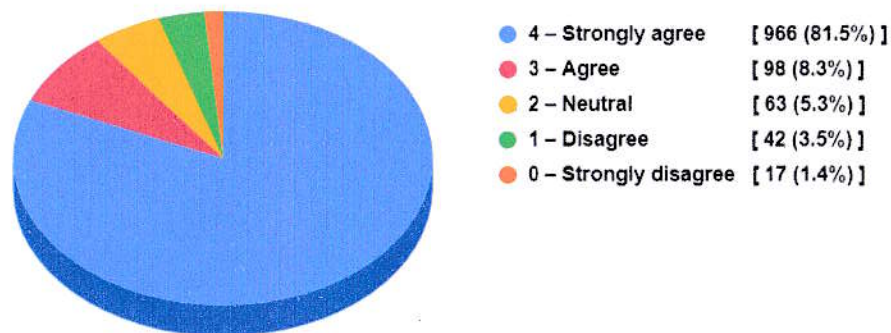
Year 2020-2021

Total Count - 1986

  
Principal  
Bharatiya Mahavidyalaya,  
Amravati.

## Student Satisfaction Survey

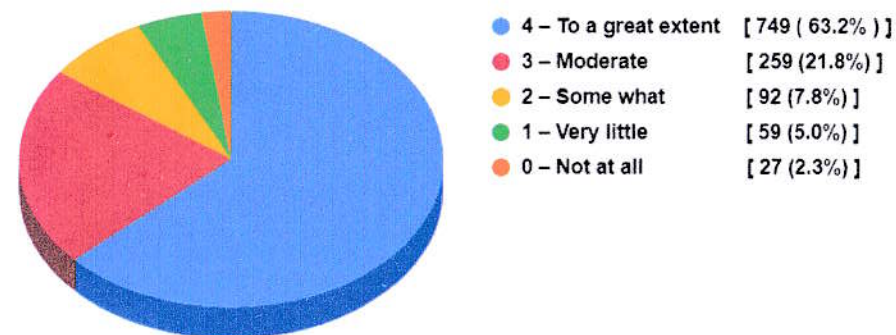
Que 17. Teachers encourage you to participate in extra curricular activities.



Year 2020-2021

Total Count - 1986

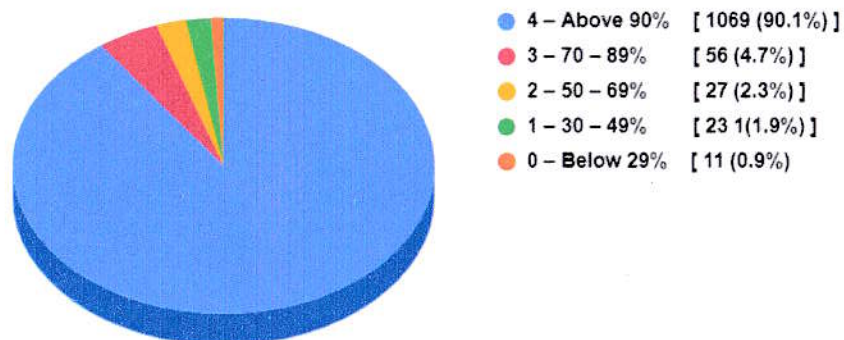
Que 18. Efforts are made by the institute/ teachers to inculcate soft skills, life skills and employability skills to make you ready for the world of work



Year 2020-2021

Total Count - 1986

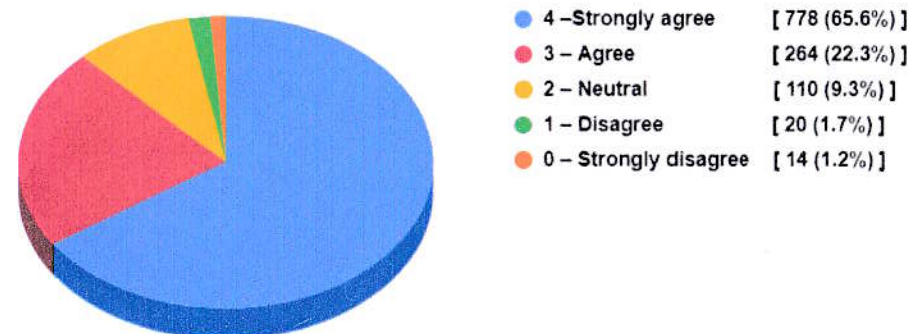
Que 19. What percentage of teachers use ICT tools such as LCD projector, Multimedia, ZOOM, Google Meet, Moodle etc. while teaching.



Year 2020-2021

Total Count - 1986

Que 20. The overall quality of teaching-learning process in your institute is very good.



Year 2020-2021

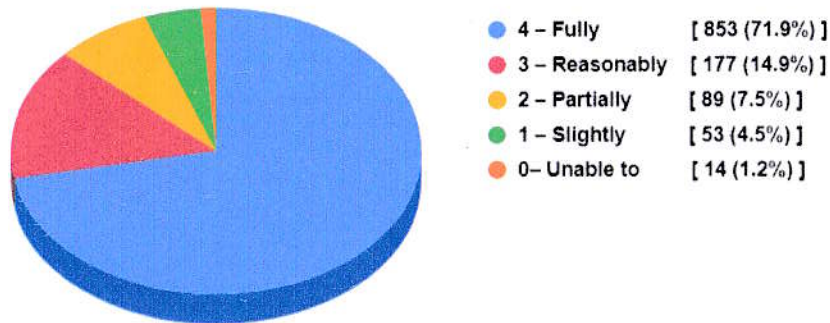
Total Count - 1986

  
Principal  
Bharatiya Mahavidyalaya,  
Amravati.



## Student Satisfaction Survey

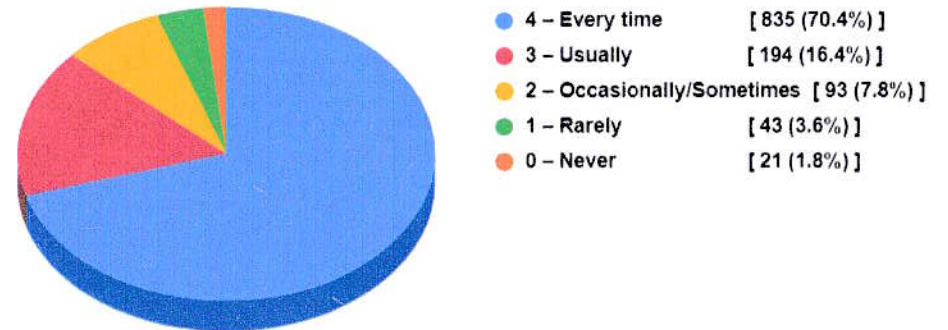
Que 13. The teachers identify your strengths and encourage you with providing right level of challenges.



Year 2020-2021

Total Count - 1986

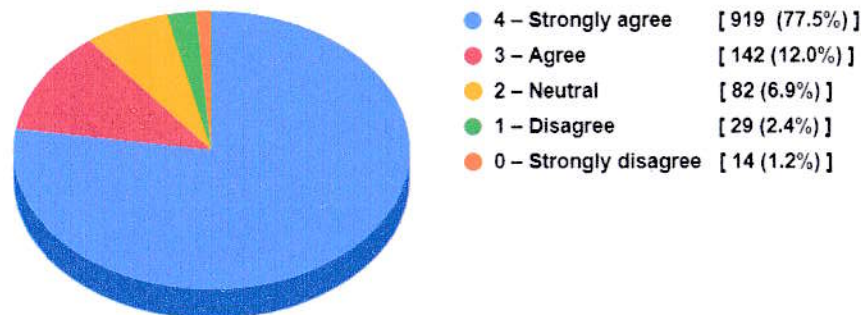
Que 14. Teachers are able to identify your weaknesses and help you to overcome them.



Year 2020-2021

Total Count - 1986

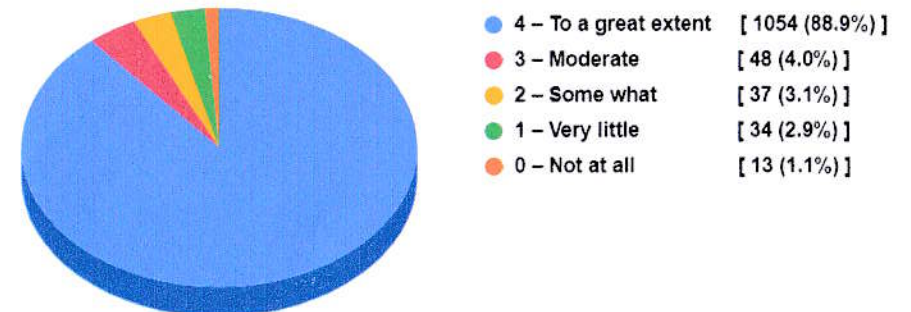
Que 15. The institution makes effort to engage students in the monitoring, review and continuous quality improvement of the teaching learning process.



Year 2020-2021


Total Count - 1986

Que 16. The institute/ teachers use student centric methods, such as experiential learning, participative learning and problem solving methodologies for enhancing learning experiences.



Year 2020-2021

Total Count - 1986

  
Principal  
Bharatiya Mahavidyalaya,  
Amravati.